

# Coauthoring

Are you facing the challenges of tight deadlines and an overwhelming amount of work? Exciting news for you – RocketDocs has just introduced a game-changing feature! Now, you can leverage the power of collaborative work with multiple writers and approvers contributing to a project simultaneously. Witness the magic happen in real-time as you and your team make progress together

Imagine finishing your proposals faster by dividing and conquering individual questions or entire sections, within the familiar interface of Word or Excel, to get projects out of the door faster? The RocketDocs LaunchPad facilitates seamless collaboration, allowing you to see each other's edits as they happen. Plus, you can further supercharge your productivity even further with the RocketDocs autofill feature.

But that's not all – your efforts are securely saved in the cloud as you work, ensuring speed combined with reliability and data security. With RocketDocs, you're not just meeting deadlines, you're exceeding them with a dynamic, efficient, and secure and now collaborative response process.

Elevate your workflows and get ready for a new era of productivity!

## Release Date

February 13, 2024

## Technical Requirements

Microsoft Office 365

## Upcoming Enhancements

- Introducing collaboration icons for Word and Excel in the Control Center for a more accessible and streamlined collaboration.
- Adding ability for different users to apply different filters to content while collaborating.

# Coauthoring

## FAQ

### 1. Is there a maximum limit to the number of individuals who can collaborate on a project simultaneously?

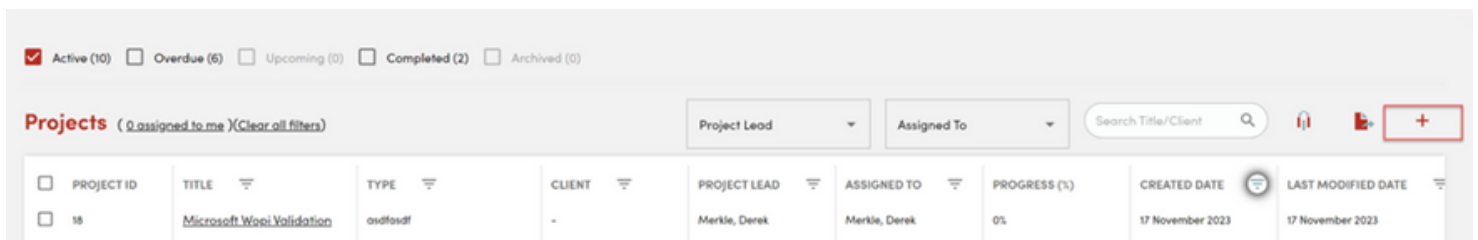
No, there is no limit.

### 2. What are the requirements for a user to participate in project collaboration?

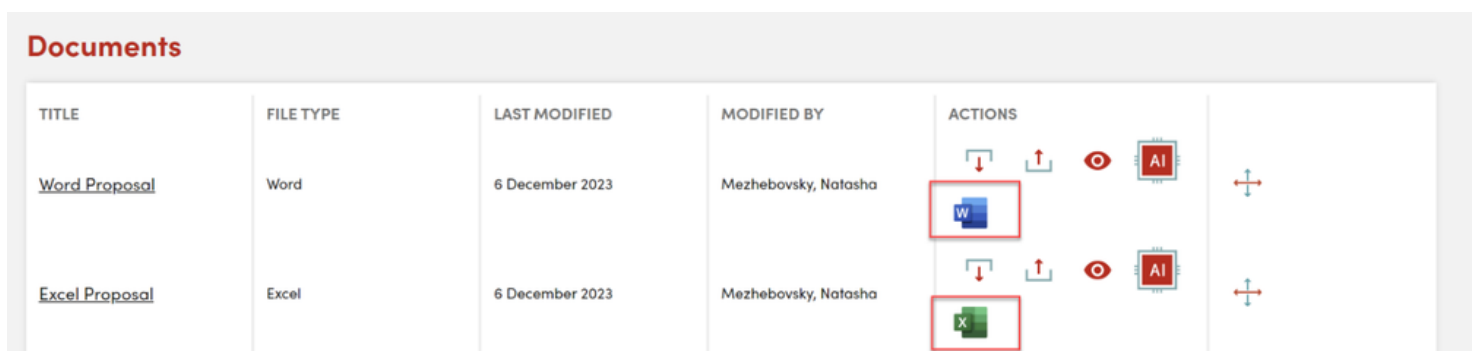
To collaborate on a project, a user must have a Microsoft Office 365 license, hold a core RocketDocs license, and be added as a member of the project team.

## How-To

### 1. Initiate a project in RocketDocs through the standard project creation procedure.

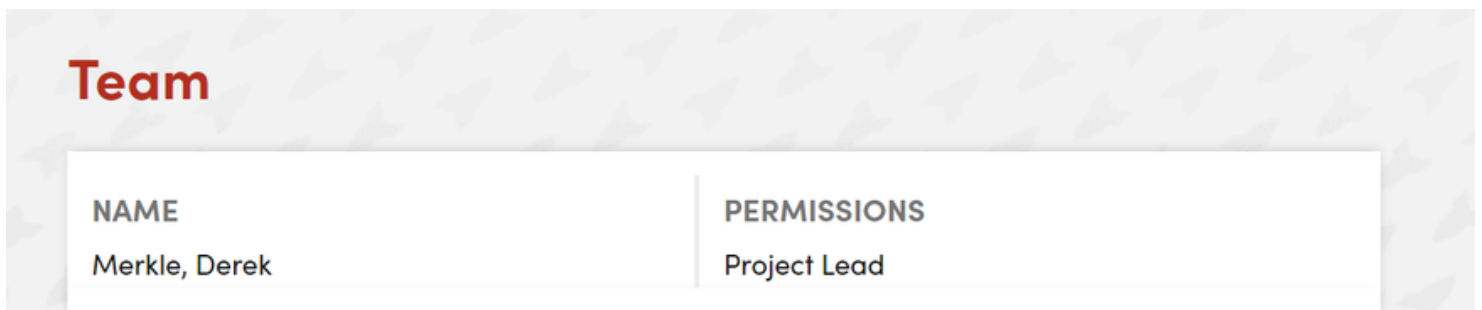


### 2. Within the Documents module, you'll encounter an icon representing either Excel or Word, depending on the document type.



# Coauthoring

3. Selecting this icon will launch the document in an online version of Office
4. Additional project team members can utilize the same method to access the document for collaborative authoring.



Team	NAME	PERMISSIONS
	Merkle, Derek	Project Lead

5. Users can still access the project document through the initial download button if they prefer to work on it without employing coauthoring.
6. When a project document is actively being edited, the original download and upload buttons will be disabled to prevent version conflicts. Users will only have the option to open the documents through the Word or Excel logo for coauthoring purposes.